

**KANOSSA CONVENT SCHOOL**  
**YEARLY SYLLABUS: 2026-27**  
**CLASS – NURSERY**

<b>1<sup>ST</sup> TERM</b>	<b>2<sup>nd</sup> TERM</b>	<b>3<sup>rd</sup> TERM</b>
<b>ENGLISH</b>		
<p><b>English Written</b></p> <ul style="list-style-type: none"> <li>✦ Pre-writing strokes [  ,_,/, \, (, ) , / \ \ ]</li> <li>✦ Do practice of L, I, T, H, E, F, A, M, V, W</li> <li>✦ Match with the same letter</li> <li>✦ Circle the odd one out</li> <li>✦ Write the first letter of the picture.</li> <li>✦ Match the picture to the correct letter</li> <li>✦ Circle the correct letter of the picture.</li> <li>✦ Dictation.</li> <li>✦ Practice of tracing, writing and worksheets.</li> </ul>	<p><b>English Written</b></p> <ul style="list-style-type: none"> <li>✦ Revision of alphabet L, I, T, F, E, H, A, M, V, W</li> <li>✦ Do practice of N, k , X, Y, Z, C, P, B, R, D letters.</li> <li>✦ Write the correct letter of the picture.</li> <li>✦ Match with the same letter.</li> <li>✦ Circle the correct letter to the picture.</li> <li>✦ Match the picture to the correct letter.</li> <li>✦ Circle the odd one out.</li> <li>✦ Dictation.</li> <li>✦ Practice of all revision work and worksheets.</li> </ul>	<p><b>English Written</b></p> <ul style="list-style-type: none"> <li>✦ Revision of alphabets N, K, X, Y, Z, C, P, B, R, D</li> <li>✦ Practice of letter U, G, O, Q, S, J</li> <li>✦ Practice of Alphabet (A to Z)</li> <li>✦ Fill in the blanks(A –Z)</li> <li>✦ Write the first letter to the picture.</li> <li>✦ What letter comes ( After, between)</li> <li>✦ Match the picture with the correct letter.</li> <li>✦ Practice of all revision work and worksheets</li> </ul>
<p><b>English Oral</b></p> <ul style="list-style-type: none"> <li>✦ Learn and recognize A to L (with word) , Phonic Sounds with flash card.</li> </ul>	<p><b>English Oral</b></p> <ul style="list-style-type: none"> <li>Learn and recognize A to T (with word) , Phonic Sounds with flash card.</li> </ul>	<p><b>English Oral</b></p> <ul style="list-style-type: none"> <li>Reading of A to Z ( with word and recognition of A to Z) , Phonic Sounds with flash card.</li> </ul>
<p><b>English Rhymes:</b></p> <ul style="list-style-type: none"> <li>✦ God made the Sun</li> <li>✦ Twinkle Twinkle Little Star</li> <li>✦ Early to Bed</li> <li>✦ The Sun</li> </ul>	<p><b>English Rhymes:</b></p> <ul style="list-style-type: none"> <li>✦ Work while You work</li> <li>✦ Johnny! Johnny!</li> <li>✦ Butterfly</li> <li>✦ Rain Rain Go away</li> </ul>	<p><b>English Rhymes</b></p> <ul style="list-style-type: none"> <li>✦ Left is the window</li> <li>✦ A B C D E F G</li> <li>✦ Ring -A- Ring O Roses</li> <li>✦ Humpty Dumpty</li> </ul> <p><b>English Story :</b> The Lion and the mouse</p>
<p><b>Pattern Letters Book</b> Page no. 2 to 29. <b>Picture Alphabet Book</b> Page no.- 3 to 14</p>	<p><b>Pattern letters Book</b> Page no.- 30 to 51 <b>Picture Alphabet Book</b> Page no.- 15 to 22.</p>	<p><b>Capital Letters Book</b> According to the Class work <b>Pattern letters Book</b> Page no.-52 to 64. <b>Picture Alphabet Book</b> Page no.- 23 to 34.</p>

## हिंदी

### हिंदी (लिखित)

- † प्राथमिक लेखन पूर्व अभ्यास कार्य।
- † अ से अः तक लिखिए।
- † खाली स्थान भरिए।
- † अक्षर को उसके समान से मिलाइए।
- † चित्र देखकर उसका पहला अक्षर लिखिए।
- † चित्र देखकर सही अक्षर पर गोला लगाइए।
- † स्वर अक्षर पर गोला लगाइए।
- † श्रुतलेख
- † समस्त कक्षा कार्य एवं अभ्यास कार्य।

### (लिखित)

- † अ से अः तक लिखिए।
- † क से न तक लिखिए।
- † अक्षर के बाद का अक्षर लिखिए।
- † चित्र देखकर उसके पहले अक्षर से मिलाइए।
- † चित्र देखकर उसका पहला अक्षर लिखिए।
- † चित्र देखकर उसके सही अक्षर पर गोला लगाइए।
- † श्रुतलेख।
- # समस्त कक्षा कार्य एवं अभ्यास कार्य।

### (लिखित)

- † अ से अः तक लिखिए।
- † क से ज तक लिखिए।
- † अक्षर के बाद का और बीच का अक्षर लिखिए।
- † पंक्ति को पूरा कीजिए।
- † चित्र देखकर उसके पहले अक्षर से मिलाइए।
- † चित्र देखकर उसका पहला अक्षर लिखिए।
- † चित्र देखकर उसके सही अक्षर पर गोला लगाइए।
- † श्रुतलेख।
- # समस्त कक्षा कार्य एवं अभ्यास कार्य।

### हिंदी मौखिक

अ से अः तक शब्द सहित याद कीजिए।

### हिंदी (कविताएं)

- † विनती सुन लो हे भगवान।
- † देखो आया मोर।
- † चंदा मामा।
- † चिड़िया।

### हिंदी मौखिक

- † अ से अः तक।
- † क से न तक शब्द सहित।

### हिंदी (कविताएं)

- † बंदर मामा।
- † जोकर।
- † मछली रानी।
- † आम रसीला।

### हिंदी मौखिक

- † अ से अः तथा क से ज तक शब्द सहित।

### हिंदी (कविताएं)


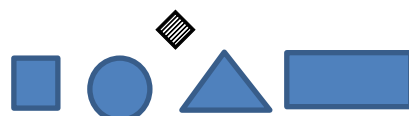

- † छुट्टी का दिन।
- † प्यारी मां।
- † छाता।

### # कहानी

लोमड़ी और कौआ।

<p><u>पुस्तकें</u> लिखो और सिखो अक्षर। Page no. 2 to 20. अक्षर तरंग Page no. 2 to 14.</p>	<p><u>पुस्तकें</u> लिखो और सिखो अक्षर। Page no. 21 to 42. अक्षर तरंग Page no. 15 to 34.</p>	<p><u>पुस्तकें</u> लिखो और सिखो अक्षर। Page no. 43 to 64. अक्षर तरंग Page no. 35 to 54.</p>
---	---	---

**MATHS**

<p><b>Maths Written :</b></p> <ul style="list-style-type: none"> <li>† Pre writing strokes [  , -, \, /, (, ), 0 ]</li> <li>† Counting from 1 to 20.</li> <li>† Write missing number 1 to 20.</li> <li>† Match with the same number.</li> <li>† Circle the odd one out .</li> <li>† Count and Write.</li> <li>† Count and match</li> <li>† Count and circle the correct number.</li> <li>† Concept Big and Small, Up and down.</li> </ul> <p># Practice of all revision work and worksheets</p>	<p><b>Maths Written :</b></p> <ul style="list-style-type: none"> <li>† Counting from 1 to 50</li> <li>† Count and write</li> <li>† Count and match the correct number</li> <li>† Back counting from 10 -1</li> <li>† Write missing numbers .</li> <li>† What comes after ?</li> <li>† Circle the odd one out .</li> <li>† Count and circle the correct number .</li> <li>† Concept Tall and Short, In and Out.</li> </ul> <p># Practice of all revision work and worksheets.</p>	<p><b>Maths Written :</b></p> <ul style="list-style-type: none"> <li>† Counting from 1 to 100</li> <li>† Write back counting 10 to 1</li> <li>† Write missing numbers</li> <li>† Circle the odd one out</li> <li>† Match the object with the correct number</li> <li>† What comes after &amp; between</li> <li>† Draw a line to match with the shapes</li> <li>† Count and match the correct number.</li> <li>† Concept On and under Before and after.</li> </ul> <p># Practice of all revision work and worksheets.</p>
<p><b>Maths (Oral)</b></p> <ul style="list-style-type: none"> <li>† Counting from 1 to 20</li> <li>† Recognition of different Shapes</li> </ul> <p>☆</p> 	<p><b>Maths (Oral)</b></p> <ul style="list-style-type: none"> <li>† Learn counting from 1 to 50</li> <li>† Recognition of different shapes .</li> </ul> 	<p><b>Maths (Oral)</b></p> <ul style="list-style-type: none"> <li>† Learn counting from 1 to 100</li> <li>† Recognition of different shapes.</li> </ul> 

<p><b>Curious Numbers Book</b>  <b>Page no.- 2 to 39.</b></p>	<p><b>Curious Numbers Book</b>  <b>Page no.- 40 to 51.</b></p>	<p><b>Curious Numbers Book</b>  <b>Page no.- 52 to 64.</b></p>
<p><b>GENERAL KNOWLEDGE</b></p>		
<p><b>Mic Activity – My self Introduction</b>  <b>Family time , Body parts, Fruits,</b>  <b>Vegetables, Flowers ,Birds</b>  <b>,Means of transport</b></p>	<p><b>Pet Animals, Wild Animals,</b>  <b>Water Animals, Creeping</b>  <b>Creatures Insects, People who</b>  <b>help us, Different Seasons.</b></p>	<p><b>Cartoon Character, Healthy</b>  <b>Foods, Our dresses, Rooms in</b>  <b>the house, Our Classroom ,In</b>  <b>the Park, Seasons.</b></p>
<p><b>CONVERSATION /G.K. ( Questions/Answers)</b></p>		

## Question - Answers

**Q.1 What is your name?**

Ans. My name is \_\_\_\_\_.

**Q.2 What is your father's name?**

Ans. My father's name is \_\_\_\_\_.

**Q.3 What is your mother's name?**

Ans. My mother's name is \_\_\_\_\_.

**Q.4 How old are you?**

Ans. I am \_\_\_\_\_ years old.

**Q.5 In which class do you study ?**

Ans. I study in Nursery class.

**Q.6 How are You?**

Ans. I am fine.

**Q.7 What is the name of your class teacher?**

Ans. Ms. Akanksha ma'am

**Q.8 How many members are there in your family**

Ans. \_\_\_\_\_

**Q.9 What do we do with our eyes?**

Ans. See.

**Q.10 What is your favourite fruit?**

Ans. Apple, Mango etc.

**Q.11 What is the color of tomato?**

Ans. Red.

**Q.12 Which flower is our national flower?**

Ans. Lotus.

## Question -Answers

**Q.1 What is the name of**

**Your school?**

Ans. Kanossa Convent School .

**Q.2 What is your Director Sir /Principal maam's name?**

Ans. Mr. Harsh Vardhan Yadav/  
Ms Neetu Singh.

**Q.3 Which animal gives us milk?**

Ans. Cow.

**Q.4 Which animal is called the king of Jungle?**

Ans. Lion .

**Q.5 Which fish look like a star?**

Ans. Starfish .

**Q.6 Which reptile can commonly see on the walls of your home?**

Ans . House Lizard.

**Q.7 Which insect make a web?**

Ans. Spider.

**Q.8 Who teaches you in the class?**

Ans. Teacher.

**Q.9 Where do you live?**

Ans. Ghaziabad.

**Q.10 Which animal is our national animal?**

Ans. Tiger .

**Q.11 In which season do we wear woollen clothes ?**

Ans. Winter.

**Q.12 Do you brush your teeth daily ?**

Ans. Yes .

## Question -Answers

**Q.1. What is your favourite colour ?**

Ans. \_\_\_\_\_

**Q.2 How many wheels does a car have ?**

Ans. Four.

**Q.3 In which room do you welcome your guests?**

Ans. Drawing room.

**Q.4 Where do you throw waste paper in your classroom?**

Ans. Dustbin .

**Q.6 What do you use for writing?**

Ans. Pencil.

**Q.7 What is the colour of your school Uniform ?**

Ans. Blue .

**Q8 Where do you play?**

Ans. In the Park.

**Q.9 Which is your favourite Cartoon ?**

Ans. \_\_\_\_\_

**Q.10 Which food item do you like the most?**

Ans. Fruits and Vegetables.

**Q.11 Do you take bath daily?**

Ans. Yes .

**Q.12 What is the shape of coin?**

Ans. Circle.

**Creative Art Book**  
**Book Page No. 3-12**

**Creative Art Book**  
**Book Page No. 13 to 22**

**Creative Art Book**  
**Book Page No. 23 to 32.**